

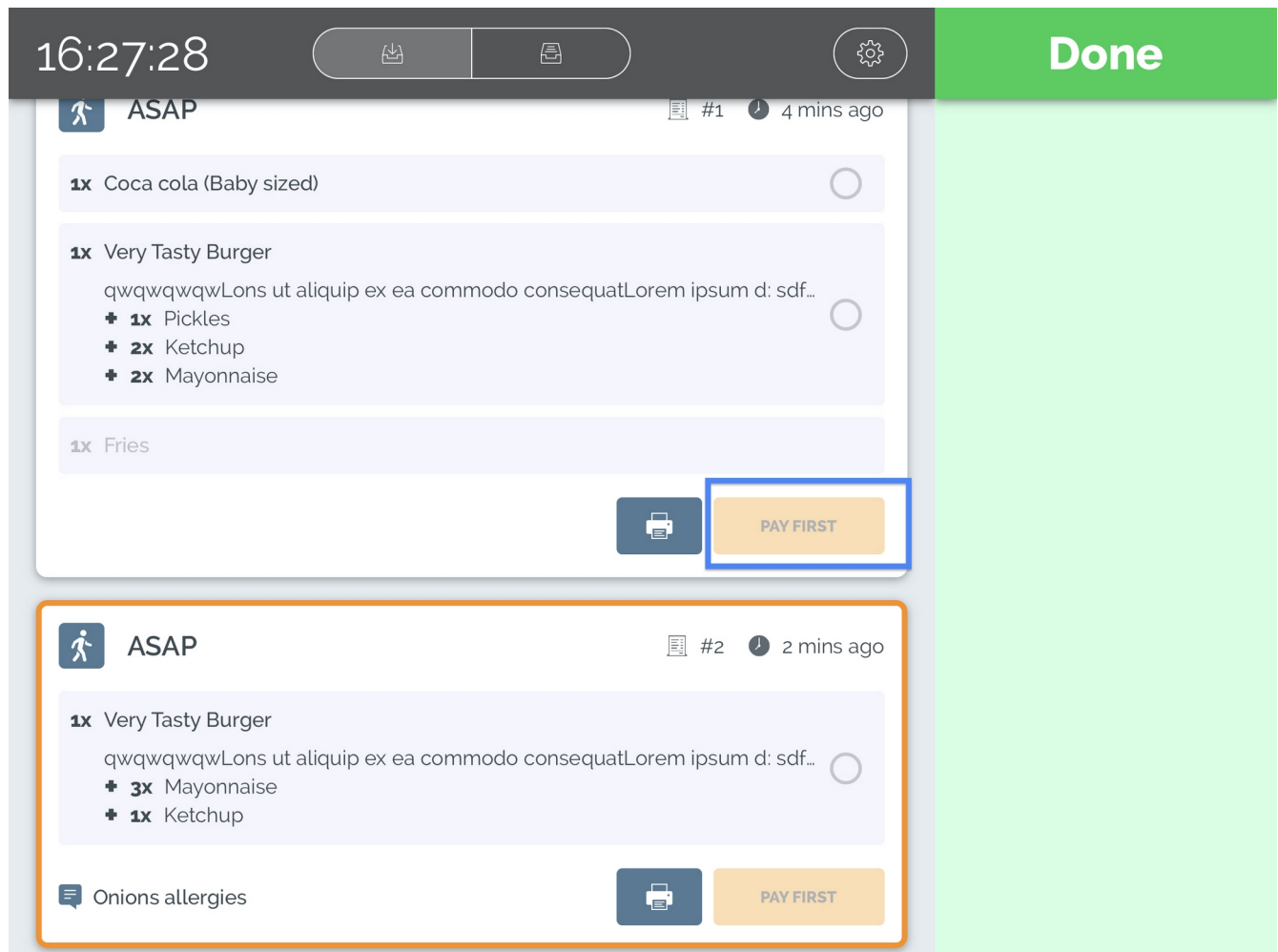
Kitchen Display Screen (KDS)*

*please contact our support for enabling possibility to use this application

What's new?

Restrictions if order is not paid for

In our new KDS version, orders that are not paid for in POS will show caption "Pay first" on the disabled button instead of "finish all" in kitchen register and in all cases in customer register. This means you will not be able to finish and deliver the order that is not paid.



16:27:28

Done

ASAP #1 4 mins ago

- 1x Coca cola (Baby sized)
- 1x Very Tasty Burger
qwqwqwqwLons ut aliquip ex ea commodo consequatLorem ipsum d: sdf...
- + 1x Pickles
- + 2x Ketchup
- + 2x Mayonnaise
- 1x Fries

PAY FIRST

ASAP #2 2 mins ago

- 1x Very Tasty Burger
qwqwqwqwLons ut aliquip ex ea commodo consequatLorem ipsum d: sdf...
- + 3x Mayonnaise
- + 1x Ketchup

Onions allergies

PAY FIRST

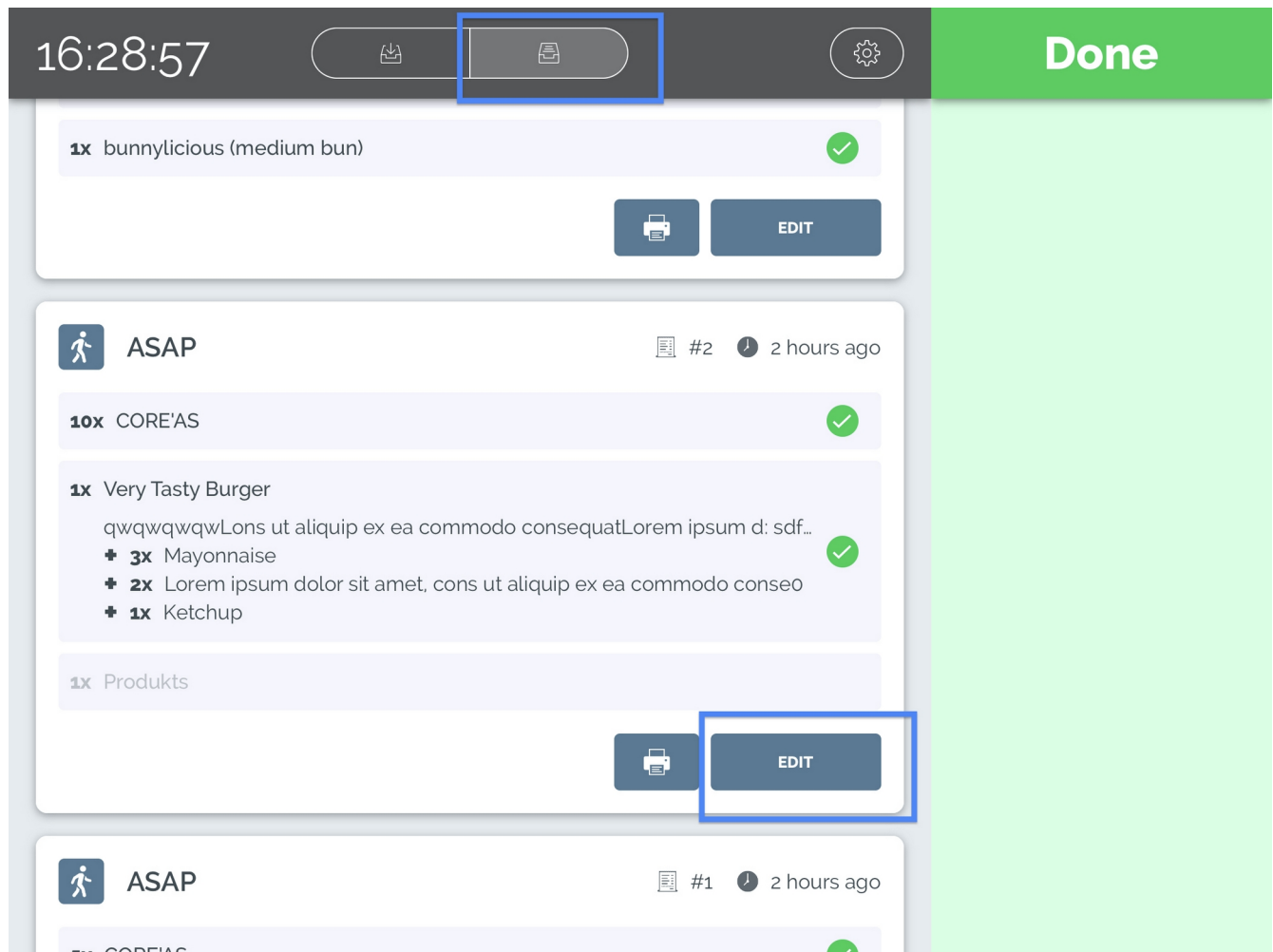
WALLMOB

by



Possibility to edit finished order

From now on, it will be possible to edit preparable items preparation status back to unprepared for the finished orders. In the “old orders” TAB, orders will have “edit” button shown.

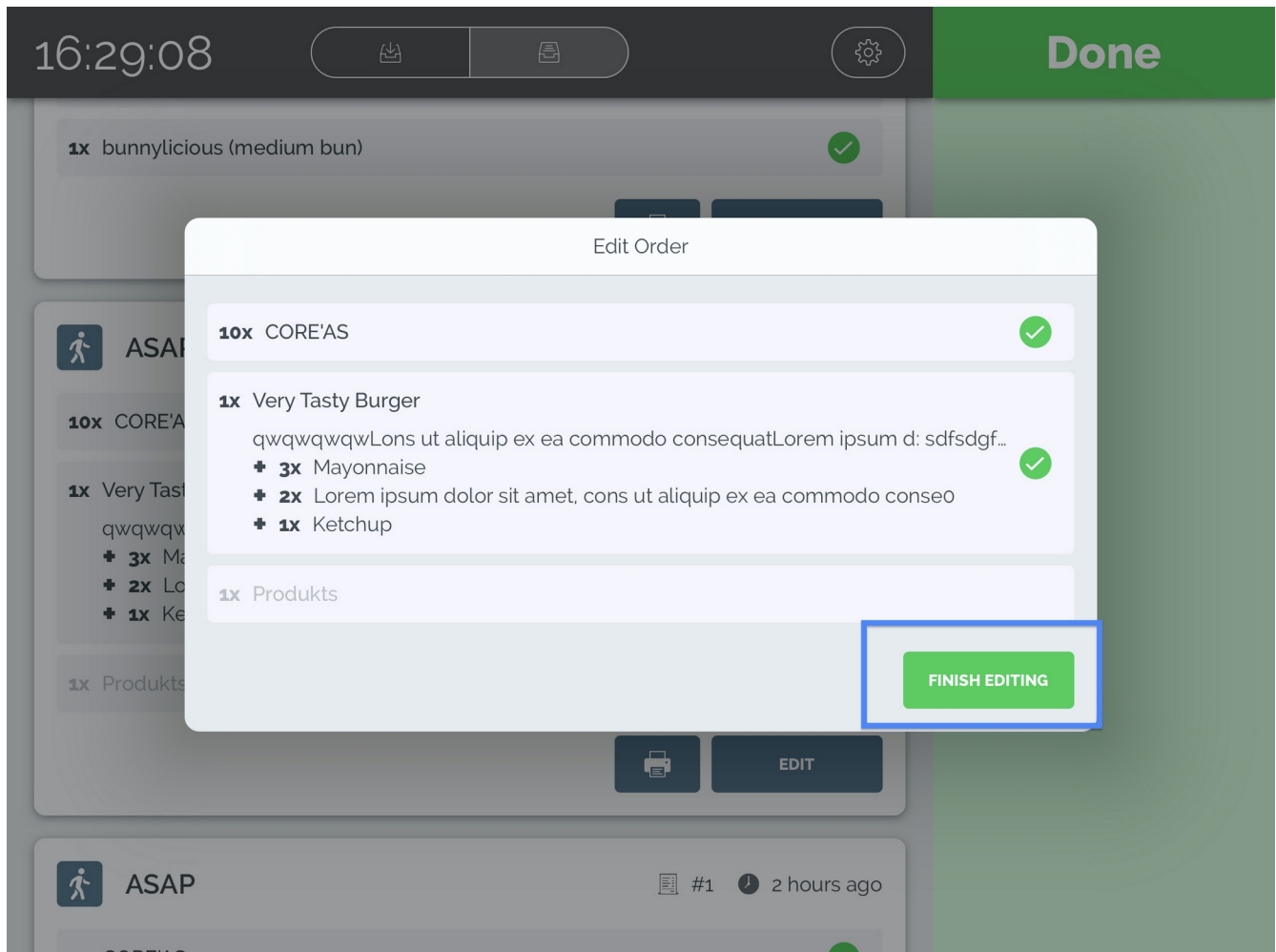


WALLMOB

by



Tapping on this button will load view with order items where one could unselect them as unprepared and tap “finish editing”.



The order will come back to orders view and it will be possible to prepare it again if needed.

WALLMOB

by



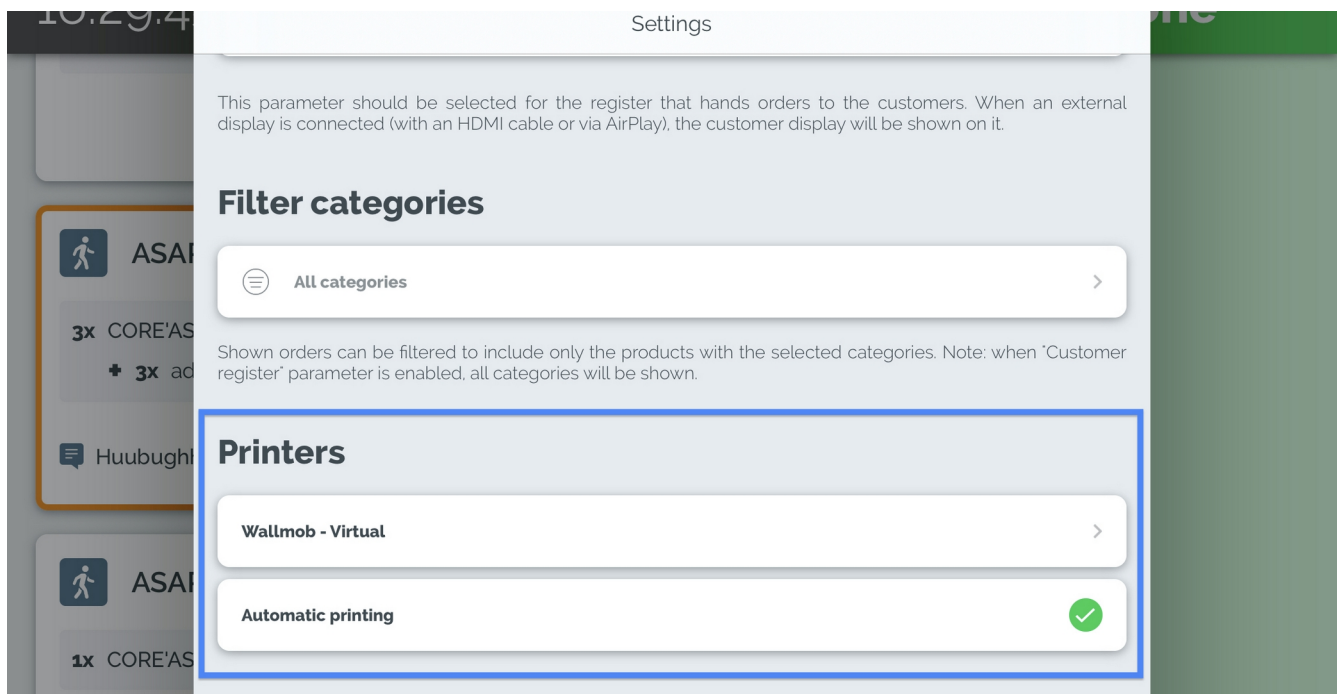
Old orders view

We have separated our main view into two views: “new orders” TAB and “old orders” TAB. Orders that have been paid for and marked as finished and delivered will be shown in the “old orders” TAB. And orders that needs to be prepared, finished and delivered will be shown in “new orders” TAB.



Automatic slip printing

We are introducing automatic slip printing function. Firstly, printer should be selected in Settings → Printers. Tap on “No printers selected” and all printers connected to your iPad through Bluetooth, Wi-fi or directly will be shown in “Other available printers” list. You will have to tap on the printer to select or unselect it. Selected printer will be shown in “My printers” list. If printer will become unavailable for some reason, it will be marked. Then select “Automatic printing” in Settings → Printers.



WALLMOB

by



Now, back to the main view, when new order is made and it comes to KDS, slip with the products of the order is printed automatically.

